



Accessories



Connected Spaces

Catalogue Accessories 2020

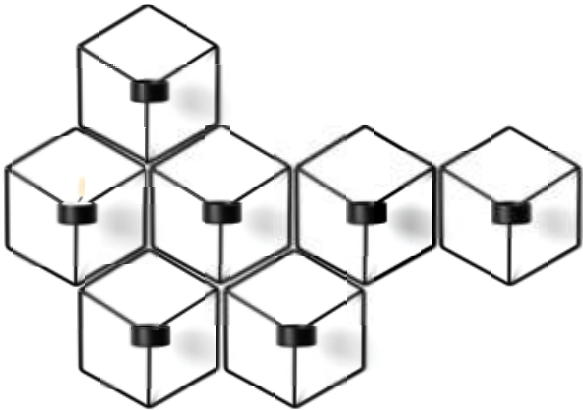
ważny od 01/02/2020

Accessories

POV Candleholder Wall

BY NOTE DESIGN STUDIO

Wall-mounted, hexagonal-shaped powder coated steel frame centred with tealight holder.



POV Candleholder Wall, White, by Note Design Studio



PRODUCT OPTIONS



Black
4766539



White
4766639

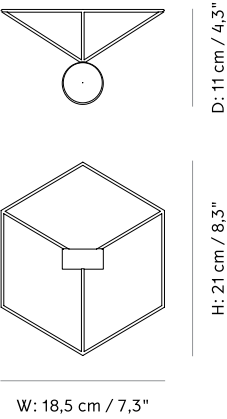
POV Candleholder Wall

BY NOTE DESIGN STUDIO

SKU	VARIANT
4766539	POV CANDLEHOLDER WALL, BLACK
4766639	POV CANDLEHOLDER WALL, WHITE

TECHNICAL SPECIFICATIONS

PRODUCT TYPE Candleholder	WEIGHT 0,15 kg / 0,33 lb	PACKAGING TYPE Gift box
PRODUCTION PROCESS The candleholder is made of welded powder coated steel wire.	MATERIALS Powder coated steel.	PACKAGING MEASUREMENTSS (H x W x D) 19 cm x 22 cm x 11,5 cm / 7,48" x 8,66" x 4,53"
DIMENSIONS H: 21 cm / 8,3" W: 18,5 cm / 7,3" D: 11 cm / 4,3"	COLOURS Black (RAL 9005) White (RAL 9016)	MATERIALS & MAINTENANCE Please see page 486 for materials and care and maintenance instructions.



POV Circle Candleholder

BY NOTE DESIGN STUDIO

Solid brass or powder coated steel wall-mounted candlestick holder.

POV Circle Candleholder, Large, Black, by Note Design Studio
POV Circle Candleholder, Small, Black, by Note Design Studio



PRODUCT OPTIONS

SMALL



Black
4811539



Brass
4811839

LARGE



Black
4812539



Brass
4812839

POV Circle Candleholder

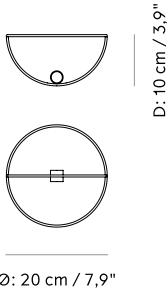
BY NOTE DESIGN STUDIO

SKU	VARIANT
4811539	POV CIRCLE CANDLEHOLDER, S, BLACK
4811839	POV CIRCLE CANDLEHOLDER, S, BRASS
4812539	POV CIRCLE CANDLEHOLDER, L, BLACK
4812839	POV CIRCLE CANDLEHOLDER, L, BRASS

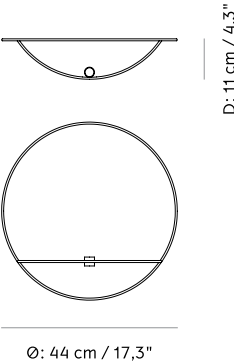
TECHNICAL SPECIFICATIONS

PRODUCT TYPE Candleholder	WEIGHT Small: 0,12 kg / 0,26 lb Large: 0,32 kg / 0,71 lb	PACKAGING MEASUREMENTSS (H x W x D) Small 20,5 cm x 20,5 cm x 13,5 cm / 8,1" x 8,1" x 4,3" Large 44,5 cm x 44,5 cm x 13,5 cm / 17,5" x 17,5" x 4,3"
PRODUCTION PROCESS The brass version is made using solid brass wires with silver soldering. The black version is made using welded powder coated steel wire.	MATERIALS Powder coated steel or solid brass.	MATERIALS & MAINTENANCE Please see page 486 for materials and care and maintenance instructions.
DIMENSIONS Small Ø: 20 cm / 7,9" D: 10 cm / 3,9" Large Ø: 44 cm / 17,3" D: 11 cm / 4,3"	COLOURS Black (RAL 9005) Brass	
	PACKAGING TYPE Gift box	

POV CIRCLE CANDLEHOLDER, SMALL



POV CIRCLE CANDLEHOLDER, LARGE



POV Circle Tealight Candleholder

BY NOTE DESIGN STUDIO

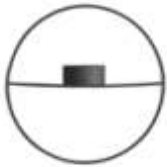
Solid brass or powder coated steel wall-mounted tealight holder.

POV Circle Tealight Candleholder, Large, Brass, by Note Design Studio



PRODUCT OPTIONS

SMALL



Black
4813539



Brass
4813839

LARGE



Black
4814539



Brass
4814839

POV Circle Tealight Candleholder

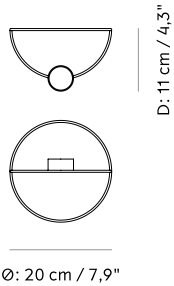
BY NOTE DESIGN STUDIO

SKU	VARIANT
4813539	POV CIRCLE, TEALIGHT CANDLEHOLDER, S, BLACK
4813839	POV CIRCLE, TEALIGHT CANDLEHOLDER, S, BRASS
4814539	POV CIRCLE, TEALIGHT CANDLEHOLDER, L, BLACK
4814839	POV CIRCLE, TEALIGHT CANDLEHOLDER, L, BRASS

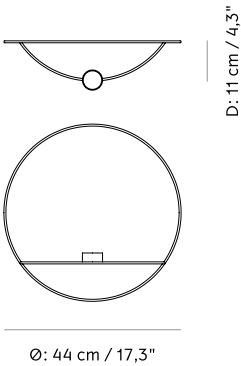
TECHNICAL SPECIFICATIONS

PRODUCT TYPE Candleholder	WEIGHT Small: 0,18 kg / 0,4 lb Large: 0,37 kg / 0,82 lb	PACKAGING MEASUREMENTSS (H x W x D) Small 21 cm x 21 cm x 13,5 cm / 8,27" x 8,27" x 5,31" Large 44,5 cm x 44,5 cm x 13,5 cm / 17,52" x 17,52" x 5,31"
PRODUCTION PROCESS The brass version is made using solid brass wires with silver soldering. The black version is made using welded powder coated steel wire.	MATERIALS Powder coated steel or solid brass.	MATERIALS & MAINTENANCE Please see page 486 for materials and care and maintenance instructions.
DIMENSIONS Small Ø: 20 cm / 7,9" D: 11 cm / 4,3" Large Ø: 44 cm / 17,3" D: 11 cm / 4,3"	COLOURS Black (RAL 9005) Brass	
	PACKAGING TYPE Gift box	

POV CIRCLE TEALIGHT CANDLEHOLDER, SMALL



POV CIRCLE TEALIGHT CANDLEHOLDER, LARGE



POV Circle Vase/Candleholder

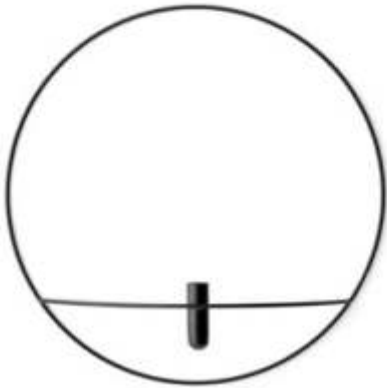
BY NOTE DESIGN STUDIO

Solid brass or powder coated steel wall-mounted vase / candleholder.

POV Circle Vase / Candleholder, Black, by Note Design Studio



PRODUCT OPTIONS



Black
4815539



Brass
4815839

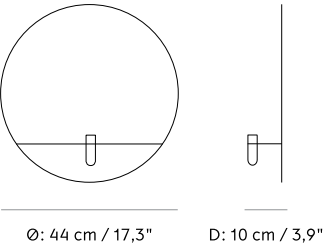
POV Circle Vase/Candleholder

BY NOTE DESIGN STUDIO

SKU	VARIANT
4815539	POV CIRCLE, VASE / CANDLEHOLDER, L, BLACK
4815839	POV CIRCLE, VASE / CANDLEHOLDER, L, BRASS

TECHNICAL SPECIFICATIONS

PRODUCT TYPE Vase and candleholder	WEIGHT 0,34 kg / 0,75 lb	PACKAGING MEASUREMENTS (H x W x D) 45 cm x 45 cm x 11 cm / 17,72" x 17,72" x 4,33"
PRODUCTION PROCESS The brass version is made using solid brass wires with silver soldering. The black version is made using welded powder coated steel wire.	MATERIALS Powder coated steel or solid brass.	MATERIALS & MAINTENANCE Please see page 486 for materials and care and maintenance instructions.
DIMENSIONS Ø: 44 cm / 17,3" D: 10 cm / 3,9"	COLOURS Black (RAL 9005) Brass	PACKAGING TYPE Gift box



POV Oval Vase/Candleholder

BY NOTE DESIGN STUDIO

Solid brass or powder coated steel wall-mounted vase / candleholder.

POV Oval Vase / Candleholder, Brass, by Note Design Studio



PRODUCT OPTIONS



Black
4816539



Brass
4816839

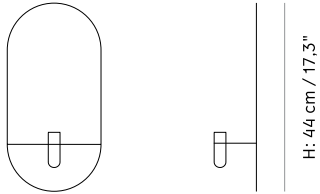
POV Oval Vase/Candleholder

BY NOTE DESIGN STUDIO

SKU	VARIANT
4816539	POV OVAL VASE / CANDLEHOLDER, BLACK
4816839	POV OVAL VASE / CANDLEHOLDER, BRASS

TECHNICAL SPECIFICATIONS

PRODUCT TYPE Vase and candleholder	WEIGHT Black: 0,275 kg / 0,61 lb Brass: 0,3 kg / 0,66 lb	PACKAGING TYPE Gift box
PRODUCTION PROCESS The brass version is made using solid brass wires with silver soldering. The black version is made using welded powder coated steel wire.	MATERIALS Powder coated steel or solid brass.	PACKAGING MEASUREMENTS (H x W x D) 44,5 cm x 21 cm x 11,5 cm / 17,52" x 8,27" x 4,53"
DIMENSIONS H: 44 cm / 17,3" W: 22 cm / 8,7" D: 10 cm / 3,9"	COLOURS Black (RAL 9005) Brass	MATERIALS & MAINTENANCE Please see page 486 for materials and care and maintenance instructions.



W: 22 cm / 8,7" D: 10 cm / 3,9" H: 44 cm / 17,3"

POV Oval Tealight Candleholder

BY NOTE DESIGN STUDIO

Solid brass or powder coated steel wall-mounted tealight candleholder.

POV Oval Tealight Candleholder, Black, by Note Design Studio



PRODUCT OPTIONS



Black
4817539



Brass
4817839

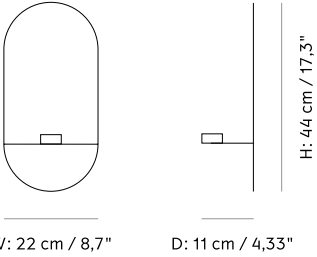
POV Oval Tealight Candleholder

BY NOTE DESIGN STUDIO

SKU	VARIANT
4817539	POV OVAL TEALIGHT CANDLEHOLDER, L, BLACK
4817839	POV OVAL TEALIGHT CANDLEHOLDER, L, BRASS

TECHNICAL SPECIFICATIONS

PRODUCT TYPE Candleholder	WEIGHT Black: 0,285 kg / 0,63 lb Brass: 0,31 kg / 0,68 lb	PACKAGING TYPE Gift box
PRODUCTION PROCESS The brass version is made using solid brass wires with silver soldering. The black version is made using welded powder coated steel wire.	MATERIALS Powder coated steel or solid brass.	PACKAGING MEASUREMENTS (H x W x D) 44,5 cm x 13 cm x 21 cm / 17,52" x 5,12 x 8,27"
DIMENSIONS H: 44 cm / 17,3" W: 22 cm / 8,7" D: 11 cm / 4,33"	COLOURS Black (RAL 9005) Brass	MATERIALS & MAINTENANCE Please see page 486 for materials and care and maintenance instructions.



Échasse Vase

BY THERESA RAND

Mouth-blown smoke or clear glass vase set on brushed or bronzed brass base. Available in three sizes.

Tearoom Lounge Chair, Dedar Alexander 137 Dorure, by Nick Ross
Plinth Cubic, Nero Marquina Marble, by Norm Architects
Échasse Vase, Medium, Smoke Glass / Brushed Brass, by Theresa Rand



PRODUCT OPTIONS

SMALL



Clear / Bronzed Brass
4789039

Smoke / Brushed Brass
4795949

MEDIUM



Smoke / Brushed Brass
4796949

LARGE



Smoke / Brushed Brass
4797949

Échasse Vase

BY THERESA RAND

SKU	VARIANT
4789039	ÉCHASSE VASE, S, CLEAR GLASS / BRONZED BRASS
4795949	ÉCHASSE VASE, S, SMOKE GLASS / BRUSHED BRASS
4796949	ÉCHASSE VASE, M, SMOKE GLASS / BRUSHED BRASS
4797949	ÉCHASSE VASE, L, SMOKE GLASS / BRUSHED BRASS

TECHNICAL SPECIFICATIONS

PRODUCT TYPE
Vase

PRODUCTION PROCESS
The base is made from solid brass rods with silver solidering. The surface is lightly brushed or bronzed. Glass is coloured or clear and mouth-blown.

WEIGHT
Small: 0,89 kg / 1,96 lb
Medium: 2,14 kg / 4,72 lb
Large: 5,63 kg / 12,41 lb
Weight may vary due to the mouth-blown glass.

MATERIALS
Solid brass, glass.

DIMENSIONS

Small
H: 28 cm / 11"
Ø: 15 cm / 5,9"

Medium
H: 45 cm / 17,7"
Ø: 22 cm / 8,7"

Large
H: 60 cm / 23,6"
Ø: 30 cm / 11,8"

COLOURS
Smoke / Brushed brass
Clear / Bronzed brass

PACKAGING TYPE
Gift box

PACKAGING MEASUREMENTS (H x W x D)

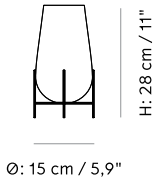
Small
40,7 cm x 19 cm x 19 cm / 7,5" x16,0" x 16,0"

Medium
69 cm x 31,5 cm x 31,5 cm / 12,4 x 27,2" x 12,4"

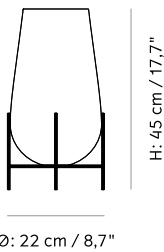
Large
87 cm x 39 cm x 39 cm / 34,3" x 15,4" x 15,4"

MATERIALS & MAINTENANCE
Please see page 486 for materials and care and maintenance instructions.

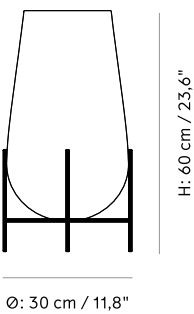
ÉCHASSE VASE SMALL



ÉCHASSE VASE MEDIUM



ÉCHASSE VASE LARGE



Échasse Bowl

BY THERESA RAND

Mouth-blown smoke glass bowl set on brushed brass bas.

Échasse Bowl, Small, Smoke Glass / Brushed Brass, by Theresa Rand



PRODUCT OPTIONS

SMALL



Smoke
4799949

LARGE



Smoke
4798949

Échasse Bowl

BY THERESA RAND

SKU

VARIANT

4799949

ÉCHASSE BOWL, S, SMOKE GLASS / BRUSHED BRASS

4798949

ÉCHASSE BOWL, L, SMOKE GLASS / BRUSHED BRASS

TECHNICAL SPECIFICATIONS

PRODUCT TYPE

Bowl

PRODUCTION PROCESS

The base is made from solid brass rods with silver solidering. The surface is lightly brushed or bronzed. Glass is coloured or clear and mouth-blown.

DIMENSIONS

Small

H: 13 cm / 5,1"
Ø: 15 cm / 5,9"

Large

H: 14 cm / 5,5"
Ø: 29,5 cm / 11,6"

WEIGHT

Small: 0,6 kg / 1,32 lb
Large: 2,4 kg / 5,3 lb
Weight may vary due to the mouth-blown glass.

MATERIALS

Solid brass, glass.

COLOURS

Smoke / Brushed brass

PACKAGING TYPE

Gift box

PACKAGING MEASUREMENTS (H x W x D)

Small

25,8 cm x 18,9 cm x 18,6 cm / 10,2" x 7,4" x 7,4"

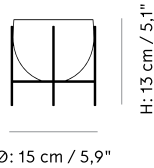
Large

30,5 cm x 36,5 cm x 36,5 cm / 12" x 14,4" x 14,4"

MATERIALS & MAINTENANCE

Please see page 486 for materials and care and maintenance instructions.

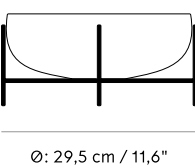
ÉCHASSE BOWL SMALL



Ø: 15 cm / 5,9"

H: 13 cm / 5,1"

ÉCHASSE BOWL LARGE



Ø: 29,5 cm / 11,6"

H: 14 cm / 5,5"

Échasse Hurricane

BY THERESA RAND

Mouth-blown opal or smoke glass bowl set on bronzed or brushed brass base.

Échasse Hurricane, Opal Glass / Bronzed Brass, by Theresa Rand
Échasse Hurricane, Smoke Glass / Brushed Brass, by Theresa Rand
Plinth Cubic, Nero Marquina Marble, by Norm Architects
Plinth Tall, Carrara Marble, by Norm Architects



PRODUCT OPTIONS



Opal / Bronzed Brass
4794629



Smoke / Brushed Brass
4794949

Échasse Hurricane

BY THERESA RAND

SKU	VARIANT
4794629	ÉCHASSE HURRICANE, OPAL GLASS / BRONZED BRASS
4794949	ÉCHASSE HURRICANE, SMOKE GLASS / BRUSHED BRASS

TECHNICAL SPECIFICATIONS

PRODUCT TYPE
Hurricane

PRODUCTION PROCESS
The base is made from solid brass rods with silver solidering. The surface is lightly brushed or bronzed. Glass is coloured or clear and mouth-blown.

DIMENSIONS
H: 8,5 cm / 3,5"
Ø: 14 cm / 5,5"

WEIGHT
0,3 kg / 0,66 lb
Weight may vary due to the mouth-blown glass.

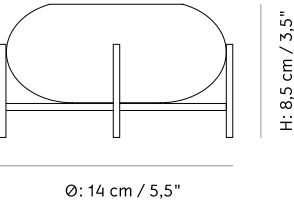
MATERIALS
Solid brass, glass.

COLOURS
Smoke / Brushed brass
Opal / Bronzed brass

PACKAGING TYPE
Gift box

PACKAGING MEASUREMENTS (H x W x D)
17,5 cm x 19 cm x 19 cm / 6,9" x 7,5" x 7,5"

MATERIALS & MAINTENANCE
Please see page 486 for materials and care and maintenance instructions.



Aer Vase

BY GABRIEL TAN

Rippled, mouth-blown glass in two sizes with internal dividers for multi-bunch floral arrangements.

Plinth Tall, Calacatta Viola Marble, by Norm Architects
Aer Vase, 49, Smoke Glass, by Gabriel Tan



PRODUCT OPTIONS

VASE 33



Smoke
4736949

VASE 49



Smoke
4737949

Aer Vase

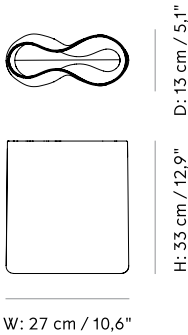
BY GABRIEL TAN

SKU	VARIANT
4736949	AER VASE, 33, SMOKE GLASS
4737949	AER VASE, 49, SMOKE GLASS

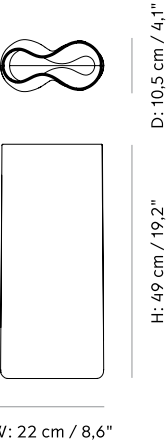
TECHNICAL SPECIFICATIONS

PRODUCT TYPE Vase	WEIGHT 33: 4,9 kg / 10,8 lb 49: 4,2 kg / 9,3 lb Weight may vary due to the mouth-blown glass.	PACKAGING MEASUREMENTS (H x W x D) 33 40 cm x 35,5 cm x 21,5 cm / 15,7" x 14" x 8,5" 49 55,5 cm x 30 cm x 19 cm / 21,9" x 11,8" x 7,5"
PRODUCTION PROCESS Each vase is made from mouth-blown full colour glass.	MATERIALS Glass	MATERIALS & MAINTENANCE Please see page 486 for materials and care and maintenance instructions.
DIMENSIONS 33 H: 33 cm / 12,9" W: 27 cm / 10,6" D: 13 cm / 5,1" 49 H: 49 cm / 19,2" W: 22 cm / 8,6" D: 10,5 cm / 4,1"	COLOURS Smoke	
	PACKAGING TYPE Gift box	

AER VASE, 33



AER VASE, 49



Cyclades Vase

BY NICK ROSS

Raw or glazed ceramic vessels with a curved lip. Available in two sizes and colours.

Cyclades Vase, Large, Sand, by Nick Ross



PRODUCT OPTIONS

SMALL



Black
4832539



Sand
4832039

LARGE



Black
4831539



Sand
4831039

Cyclades Vase

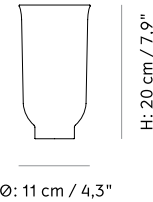
BY NICK ROSS

SKU	VARIANT
4832539	CYCLADES VASE, S, BLACK
4832039	CYCLADES VASE, S, SAND
4831539	CYCLADES VASE, L, BLACK
4831039	CYCLADES VASE, L, SAND

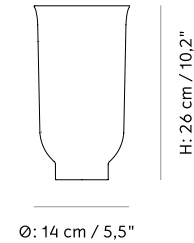
TECHNICAL SPECIFICATIONS

PRODUCT TYPE Vase	WEIGHT Small: 0,6 kg / 1,32 lb Large: 0,7 kg / 1,54 lb	PACKAGING MEASUREMENTS (H x W x D) Small 21 cm x 13,5 cm x 13,5 cm / 8,3" x 5,3" x 5,3" Large 31 cm x 17 cm x 17 cm / 12,2" x 6,7" x 6,7"
PRODUCTION PROCESS Ceramic is shaped by rolling.	MATERIALS Black - glazed ceramic Sand - unglazed ceramic	MATERIALS & MAINTENANCE Please see page 486 for materials and care and maintenance instructions.
DIMENSIONS Small H: 20 cm / 7,9" Ø: 11 cm / 4,3" Large H: 26 cm / 10,2" Ø: 14 cm / 5,5"	COLOURS Black Sand	
	PACKAGING TYPE Gift box	

CYCLADES VASE, SMALL



CYCLADES VASE, LARGE



Willmann Vase

BY HANNE WILLMANN

Mouth-blown glass vase with grey concrete TOP.

Plinth Tall, Calacatta Viola Marble, by Norm Architects
Willmann Vase, by Hanne Willmann



PRODUCT OPTIONS



Light Grey
4736039

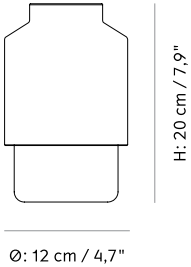
Willmann Vase

BY HANNE WILLMANN

SKU	VARIANT
4736039	WILLMANN VASE, LIGHT GREY

TECHNICAL SPECIFICATIONS

PRODUCT TYPE Vase	WEIGHT 1 kg / 2,20 lb	PACKAGING TYPE Gift box
PRODUCTION PROCESS The glass is made from borosilcate glass. The top is made of moulded concrete.	MATERIALS Glass and concrete.	PACKAGING MEASUREMENTS (H x W x D) 24 cm x 14,7 cm x 14,5 cm / 9,4" x 5,8" x 5,7"
DIMENSIONS Ø: 12 cm / 4,7" H: 20 cm / 7,9"	COLOURS Light grey	MATERIALS & MAINTENANCE Please see page 486 for materials and care and maintenance instructions.



Troll Vase

BY ANDERSSSEN & VOLL

Mouth-blown amber or smoke glass vase with solid base and transparent upper. Available in three sizes.

Plinth Tall, Grey Kendzo Marble, by Norm Architects
Troll Vase, Medium, Amber, by Andersssen & Voll
Troll Vase, Large, Amber, by Andersssen & Voll
Troll Vase, X-Large, Amber, by Andersssen & Voll



PRODUCT OPTIONS

MEDIUM



Amber
4732929



Smoke
4732949

LARGE



Amber
4733929



Smoke
4733949

X-LARGE



Amber
4734929



Smoke
4734949

Troll Vase

BY ANDERSSSEN & VOLL

SKU	VARIANT
4732929	TROLL VASE, M, AMBER
4732949	TROLL VASE, M, SMOKE
4733929	TROLL VASE, L, AMBER
4733949	TROLL VASE, L, SMOKE
4734929	TROLL VASE, XL, AMBER
4734949	TROLL VASE, XL, SMOKE

TECHNICAL SPECIFICATIONS

PRODUCT TYPE
Vase

PRODUCTION PROCESS
Each vase is made from a double layer of coloured, mouth-blown glass.

DIMENSIONS

Medium
Ø: 14 cm / 5,5"
H: 12 cm / 4,7"

Large
Ø: 13 cm / 5,1"
H: 19 cm / 7,5"

X-Large
Ø: 22 cm / 8,7"
H: 32 cm / 12,6"

WEIGHT
Medium: 0,8 kg / 1,76 lb
Large: 1,1 kg / 2,43 lb
X-Large: 2,6 kg / 5,73 lb
Weight may vary due to the mouth-blown glass.

MATERIALS
Glass

COLOURS
Amber
Smoke

PACKAGING TYPE
Gift box

PACKAGING MEASUREMENTS (H x W x D)

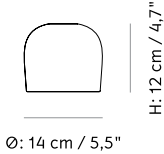
Medium
13,5 cm x 16 cm x 16 cm / 5,3" x 6,3" x 6,3"

Large
20,5 cm x 14,5 cm x 14,5 cm / 8,1" x 5,7" x 5,7"

X-Large
33 cm x 25 cm x 25 cm / 13" x 9,8" x 9,8"

MATERIALS & MAINTENANCE
Please see page 486 for materials and care and maintenance instructions.


TROLL VASE, MEDIUM



TROLL VASE, LARGE



TROLL VASE, X-LARGE



Bottle Grinders

BY NORM ARCHITECTS

Brushed brass, bronzed brass or plastic exterior with ceramic mill and walnut, beech or steel lid, depending on colour and finish selected.

Bottle Grinders, Bronzed Brass, by Norm Architects
New Norm Dinnerware, Dark Glazed, by Norm Architects
Cyclades Vase, Large, Sand, by Nick Ross



PRODUCT OPTIONS

BEECH LID



Ash / Carbon
4415399



Blues
4415299

WALNUT LID



Hunting Green / Beige
4415459



Ash / Carbon
4415369



Nudes
4415769



Brushed Brass
4415839



Bronzed Brass
4415859

STEEL LID



Ash / Carbon
4415599

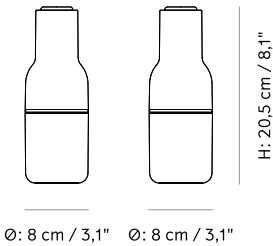
Bottle Grinders

BY NORM ARCHITECTS

SKU	VARIANT
4415399	BOTTLE GRINDER, BEECH LID, ASH / CARBON, 2-PACK
4415299	BOTTLE GRINDER, BEECH LID, BLUES, 2-PACK
4415459	BOTTLE GRINDER, WALNUT LID, HUNTING GREEN / BEIGE, 2-PACK
4415369	BOTTLE GRINDER, WALNUT LID, ASH / CARBON, 2-PACK
4415769	BOTTLE GRINDER, WALNUT LID, NUDES, 2-PACK
4415839	BOTTLE GRINDER, WALNUT LID, BRUSHED BRASS, 2-PACK
4415859	BOTTLE GRINDER, WALNUT LID, BRONZED BRASS, 2-PACK
4415599	BOTTLE GRINDER, STEEL LID, ASH / CARBON, 2-PACK

TECHNICAL SPECIFICATIONS

PRODUCT TYPE Salt / Pepper grinder	MATERIALS Stainless steel, plastic, silicone, ceramic grinder and beech or walnut.	PACKAGING TYPE Gift box
PRODUCTION PROCESS The body is made from plastic with a soft silicone coating or PVD-coated surface. The mill is made of ceramic and the adjustment lid is made of beech, walnut or stainless steel.	COLOURS Beech Lid Ash / Carbon (Pantone cool gray 1U / Black 3U) Classic blue (Pantone 537 / 533) Blues (Pantone 5445 / 5415) Dark green (Pantone 627 / 5477) Walnut Lid Hunting green / Beige (Pantone 448 / 408) Ash / Carbon (Pantone cool grey 1U / Black 3U) Nudes (Pantone 7591U / 7611U) Moss greens (Pantone 5577M / 5595M) Brushed brass Bronzed brass Stainless Steel Lid Ash / Carbon (Pantone cool grey 1U / Black 3U)	PACKAGING MEASUREMENTS (H x W x D) 21,5 cm x 8,5 cm x 16,5 cm / 8,5" x 3,35" x 6,5" MATERIALS & MAINTENANCE Please see page 486 for materials and care and maintenance instructions.



Bottle Collection

BY NORM ARCHITECTS

Mouth-blown smoke or clear glass bottle with solid brass or stainless steel lid trimmed with silicone. Available in two sizes.

Bottle Carafe, 1 L, Smoke / Brass, by Norm Architects



PRODUCT OPTIONS

WATER BOTTLE 0,5 L



Smoke / Brass
4681949



Clear / Brass
4681839

BOTTLE CARAFE 1 L



Smoke / Brass
4682949



Clear / Brass
4680839



Clear / Steel
4680039

Bottle Collection

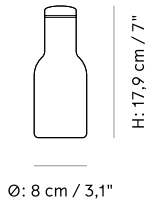
BY NORM ARCHITECTS

SKU	VARIANT
4681949	WATER BOTTLE, 0,5 L, SMOKE / BRASS
4681839	WATER BOTTLE, 0,5 L, CLEAR / BRASS
4682949	BOTTLE CARAFE, 1 L, SMOKE / BRASS
4680839	BOTTLE CARAFE, 1 L, CLEAR / BRASS
4680039	BOTTLE CARAFE, 1 L, CLEAR / STEEL

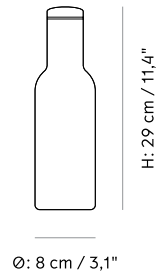
TECHNICAL SPECIFICATIONS

PRODUCT TYPE Water bottle / Bottle carafe	WEIGHT 0,5 L: 0,268 kg / 0,59 lb 1 L: 0,292 kg / 0,64 lb	PACKAGING MEASUREMENTS (H x W x D) 0,5 L 22 cm x 8,5 cm x 8,5 cm / 8,7" x 3,3" x 3,3" 1 L 33 cm x 10 cm x 10 cm / 13" x 3,9" x 3,9"
PRODUCTION PROCESS The body is made from mouth-blown clear or coloured glass. The lid is made from solar polished solid brass or steel and will therefore darken and patinate over time.	MATERIALS 0,5 L: glass, brass 1 L: glass, brass, steel	MATERIALS & MAINTENANCE Please see page 486 for materials and care and maintenance instructions.
DIMENSIONS 0,5 L Ø: 8 cm / 3,1" H: 17,9 cm / 7" 1 L Ø: 8 cm / 3,1" H: 29 cm / 11,4"	COLOURS Smoke / Brass Clear / Brass Clear / Steel	PACKAGING TYPE Gift box

WATER BOTTLE 0,5 L



BOTTLE CARAFE 1 L



Wine Breather Collection

BY NORM ARCHITECTS

Mouth-blown smoke or clear glass decanter with brass-plated steel or stainless steel lid with silicone trim.

Wine Breather Deluxe, Clear / Steel, by Norm Architects



PRODUCT OPTIONS

WINE BREATHER



Smoke / Brass
4680949



Clear / Steel
4680069

WINE BREATHER DELUXE



Clear / Steel
4683039



Clear / Brass
4683829

Wine Breather Collection

BY NORM ARCHITECTS

SKU	VARIANT
4680949	WINE BREATHER, SMOKE / BRASS
4680069	WINE BREATHER, CLEAR / STEEL
4683039	WINE BREATHER DELUXE, CLEAR / STEEL
4683829	WINE BREATHER DELUXE, CLEAR / BRASS

TECHNICAL SPECIFICATIONS

PRODUCT TYPE Wine breather	WEIGHT Wine Breather: 0,5 kg / 1,10 lb Wine Breather Deluxe: 0,75 kg / 1,65 lb	PACKAGING TYPE Gift box
PRODUCTION PROCESS The bottle is made from smoke or clear mouth-blown glass. The lid is made from deep-drawn stainless steel with PVD plating. The lid is made from solar polished solid brass or steel and will therefore darken and patinate over time.	MATERIALS Glass, PVD-plated steel or stainless steel, silicone, plastic.	PACKAGING MEASUREMENTS (H x W x D) Wine Breather 19,1 cm x 21,6 cm x 21,6 cm / 7,5" x 7,2" x 7,2" Wine Breather Deluxe 22 cm x 21,8 cm x 21,8 cm / 8,7" x 8,6" x 8,6"
DIMENSIONS Wine Breather H: 22 cm / 8,7" Ø: 16,5 cm / 6,5" Wine Breather Deluxe H: 21 cm / 8,3" Ø: 20 cm / 7,9"	COLOURS Wine Breather Smoke / Brass Clear / Steel Wine Breather Deluxe Clear / Steel Clear / Brass	MATERIALS & MAINTENANCE Please see page 486 for materials and care and maintenance instructions.

WINE BREATHER	WINE BREATHER DELUXE

Stackable Glass

BY NORM ARCHITECTS

Non-lead, dishwasher-safe silica drinking glass.
Available in three sizes.

Stackable Glass, by Norm Architects



PRODUCT OPTIONS

18 CL



18 cl
3000019

27 CL



27 cl
3000039

33 CL



33 cl
3000059

Stackable Glass

BY NORM ARCHITECTS

SKU	VARIANT
3000019	STACKABLE GLASS, 18 CL
3000039	STACKABLE GLASS, 27 CL
3000059	STACKABLE GLASS, 33 CL

TECHNICAL SPECIFICATIONS

PRODUCT TYPE
Glass

PRODUCTION PROCESS
Each glass is mouth-blown from silica glass.

DIMENSIONS

18 cl
Ø: 8 cm / 3,1"
H: 7 cm / 2,8"

27 cl
Ø: 8 cm / 3,1"
H: 9,5 cm / 3,7"

33 cl
Ø: 8 cm / 3,1"
H: 12 cm / 4,7"

WEIGHT
18 cl: 0,12 kg / 0,26 lb
27 cl: 0,14 kg / 0,31 lb
33 cl: 0,16 kg / 0,35 lb

MATERIALS
Glass

COLOURS
Clear

PACKAGING TYPE
Gift box

PACKAGING MEASUREMENTS (H x W x D)

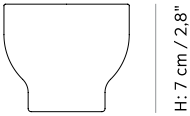
18 cl
8,2 cm x 8,7 cm x 8,7 cm / 3,2" x 3,4" x 3,4"

27 cl
10,7 cm x 8,7 cm x 8,7 cm / 4,2" x 3,4" x 3,4"

33 cl
12,7 cm x 8,7 cm x 8,7 cm / 5,0" x 3,4" x 3,4"

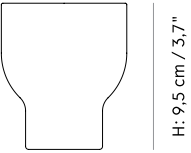
MATERIALS & MAINTENANCE
Please see page 486 for materials and care and maintenance instructions.

STACKABLE GLASS, 18 CL



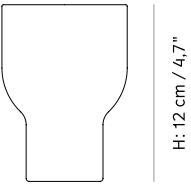
Ø: 8 cm / 3,1"

STACKABLE GLASS, 27 CL



Ø: 8 cm / 3,1"

STACKABLE GLASS, 33 CL



Ø: 8 cm / 3,1"

Kettle Teapot

BY NORM ARCHITECTS

Heat resistant glass teapot with stainless steel tea egg and silicone string and stopper.

Kettle Teapot, 0,75 L, by Norm Architects
Cast Tea Heater, by Norm Architects
New Norm Dinnerware, Dark Glazed, by Norm Architects
Androgynae Dining Table, Ø120, Natural Oak, by Danielle Siggerud
Co Chair, Black Steel / Natural Oak, by Norm Architects & Els Van Hoorebeeck



PRODUCT OPTIONS

0,75 L



0,75 L
4545119

1,5 L



1,5 L
4545129

Kettle Teapot


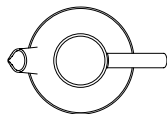
BY NORM ARCHITECTS

SKU	VARIANT
4545119	KETTLE TEAPOT, 0,75 L
4545129	KETTLE TEAPOT, 1,5 L

TECHNICAL SPECIFICATIONS

PRODUCT TYPE Teapot	WEIGHT 0,75 L: 0,37 kg / 0,74 lb 1,5 L: 0,44 kg / 0,97 lb	PACKAGING MEASUREMENTS (H x W x D) 0.75 L 16,3 cm x 17 cm x 17 cm / 6,4" x 6,7" x 6,7" 1.5 L 21,3 cm x 17 cm x 17 cm / 8,4" x 6,7" x 6,7"
PRODUCTION PROCESS The kettle is made from mouth-blown borosilicate glass. The tea egg is made from pressed steel and silicone.	MATERIALS Glass, stainless steel, plastic, silicone.	MATERIALS & MAINTENANCE Please see page 486 for materials and care and maintenance instructions.
DIMENSIONS 0.75 L Ø: 13 cm / 5,1" H: 14 cm / 5,5" 1.5 L Ø: 13 cm / 5,1" H: 19 cm / 7,9"	COLOURS Clear	
	PACKAGING TYPE Gift box	


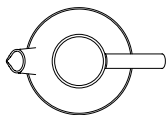
KETTLE TEAPOT, 0,75 L



Ø: 13 cm / 5,1"

H: 14 cm / 5,5"

KETTLE TEAPOT, 1,5 L



Ø: 13 cm / 5,1"

H: 19 cm / 7,9"

Heater for Kettle Teapot

BY NORM ARCHITECTS

PRODUCT OPTIONS

Glazed white porcelain teapot heater with tealight candleholder and silicone grips on the base.

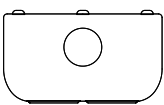


White
4518639

SKU	VARIANT
4518639	HEATER FOR KETTLE TEAPOT

TECHNICAL SPECIFICATIONS

PRODUCT TYPE Teapot heater	WEIGHT 0,6 kg / 1,32 lb	PACKAGING TYPE Gift box
PRODUCTION PROCESS Porcelain slip casting.	MATERIALS Porcelain, silicone.	PACKAGING MEASUREMENTS (H x W x D) 10,5 cm x 16 cm x 16 cm / 4,1" x 6,3" x 6,3"
DIMENSIONS H: 10 cm / 3,9" Ø: 13,2 cm / 5,2"	COLOURS White	MATERIALS & MAINTENANCE Please see page 486 for materials and care and maintenance instructions.



Ø: 13,2 cm / 5,2"

H: 10 cm / 3,9"

Cast Tea Heater

BY NORM ARCHITECTS

PRODUCT OPTIONS

Black powder coated steel trivet with textured surface and tealight holder.

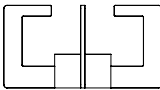
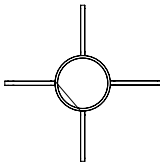


Black
4545539

SKU	VARIANT
4545539	CAST TEA HEATER, BLACK

TECHNICAL SPECIFICATIONS

PRODUCT TYPE Teapot heater	WEIGHT 0,4 kg / 0,88 lb	PACKAGING TYPE Gift box
PRODUCTION PROCESS Welded, cut steel sheet and cast tealight cup.	MATERIALS Powder coated steel, rubber.	PACKAGING MEASUREMENTS (H x W x D) 9 cm x 13 cm x 13 cm / 3,5" x 5,1" x 5,1"
DIMENSIONS H: 7,6 cm / 3" Ø: 14,6 cm / 5,7"	COLOURS Black (9005)	MATERIALS & MAINTENANCE Please see page 486 for materials and care and maintenance instructions.



Ø: 14,6 cm / 5,7"

H: 7,6 cm / 3"

New Norm Dinnerware Bowl

BY NORM ARCHITECTS

Rolled or slip cast double-fired porcelain bowls with hand-applied glaze in white, ocean and smoke colours and reactive glaze on dark variant.

Snaregade Dining Table, Ø138, Light Grey Steel/Mushroom Linoleum, by Norm Architects
Bottle Carafe, 1 L, Smoke Glass / Brass, by Norm Architects
Stackable Glass, by Norm Architects
New Norm Dinnerware, Dark Glazed, by Norm Architects
New Norm Cutlery, by Norm Architects



PRODUCT OPTIONS

BOWL Ø7,5



BOWL Ø10



BOWL Ø13,5



New Norm Dinnerware Bowl

BY NORM ARCHITECTS

SKU	VARIANT
2033530	NEW NORM DINNERWARE BOWL, Ø7,5 CM, DARK GLAZED
2033710	NEW NORM DINNERWARE BOWL, Ø7,5 CM, OCEAN
2033940	NEW NORM DINNERWARE BOWL, Ø7,5 CM, SMOKE
2033630	NEW NORM DINNERWARE BOWL, Ø7,5 CM, WHITE
2032530	NEW NORM DINNERWARE BOWL, Ø10 CM, DARK GLAZED
2032710	NEW NORM DINNERWARE BOWL, Ø10 CM, OCEAN
2032940	NEW NORM DINNERWARE BOWL, Ø10 CM, SMOKE
2032630	NEW NORM DINNERWARE BOWL, Ø10 CM, WHITE
2016530	NEW NORM DINNERWARE BOWL, Ø13,5 CM, DARK GLAZED
2016710	NEW NORM DINNERWARE BOWL, Ø13,5 CM, OCEAN
2016940	NEW NORM DINNERWARE BOWL, Ø13,5 CM, SMOKE
2016630	NEW NORM DINNERWARE BOWL, Ø13,5 CM, WHITE

TECHNICAL SPECIFICATIONS

PRODUCT TYPE
Bowl

PRODUCTION PROCESS
Stoneware and porcelain shaped by rolling. White is by air reduction firing and the coloured is by oxidation firing (fired at 1260 - 1300 degree celsius, cone 8 - 10).

WEIGHT
Ø7,5: 0,089 kg / 0,2 lb
Ø10: 0,177 kg / 0,4 lb
Ø13,5: 0,323 kg / 0,7lb

MATERIALS
Clay, glaze.

DIMENSIONS

Ø7,5
Ø: 7,5 cm / 3"
H: 4,3 cm / 1,7"

Ø10
Ø: 10 cm / 3,9"
H: 5,3 xm / 2,1"

Ø13,5
Ø: 13,5 cm / 5,3"
H: 5,8 cm / 2,3"

COLOURS

Dark glazed
Ocean
Smoke
White

PACKAGING TYPE
Brown box, bulk packaged.

PACKAGING MEASUREMENTS (H x W x D)

Ø7,5
4,5 cm x 8 cm x 8 cm / 1,8" x 3.1" x 3,1"

Ø10
5,5 cm x 11,5 cm x 11,5 cm / 2,2" x 4.5" x 4.5"

Ø13,5
6 cm x 14 cm x 14 cm / 2,4" x 5,5" x 5,5"

MATERIALS & MAINTENANCE

Please see page 486 for materials and care and maintenance instructions.

BOWL Ø7,5



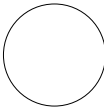
Ø: 7,5cm / 3"

BOWL Ø10



Ø: 10 cm / 3,9"

BOWL Ø13,5



Ø: 13,5 cm / 5,3"

New Norm Dinnerware Bowl

BY NORM ARCHITECTS

Rolled or slip cast double-fired porcelain bowls with hand-applied glaze in white, ocean and smoke colours and reactive glaze on dark variant.

New Norm Dinnerware, Dark Glazed, by Norm Architects



PRODUCT OPTIONS

BOWL Ø17,5



Dark Glazed
2017530



Ocean
2017710



Smoke
2017940



White
2017630

BOWL Ø21,5



Dark Glazed
2018530



Smoke
2018940



White
2018630

BOWL Ø25



Dark Glazed
2019530



White
2019630

New Norm Dinnerware Bowl

BY NORM ARCHITECTS

SKU	VARIANT
2017530	NEW NORM DINNERWARE BOWL, Ø17,5 CM, DARK GLAZED
2017710	NEW NORM DINNERWARE BOWL, Ø17,5 CM, OCEAN
2017940	NEW NORM DINNERWARE BOWL, Ø17,5 CM, SMOKE
2017630	NEW NORM DINNERWARE BOWL, Ø17,5 CM, WHITE
2018530	NEW NORM DINNERWARE BOWL, Ø21,5 CM, DARK GLAZED
2018940	NEW NORM DINNERWARE BOWL, Ø21,5 CM, SMOKE
2018630	NEW NORM DINNERWARE BOWL, Ø21,5 CM, WHITE
2019530	NEW NORM DINNERWARE BOWL, Ø25 CM, DARK GLAZED
2019630	NEW NORM DINNERWARE BOWL, Ø25 CM, WHITE

TECHNICAL SPECIFICATIONS

PRODUCT TYPE
Bowl

PRODUCTION PROCESS
Stoneware and porcelain shaped by rolling. White is by air reduction firing and the coloured is by oxidation firing (fired at 1260 - 1300 degree celsius, cone 8 - 10).

WEIGHT
Ø17,5: 0,472 kg / 1,04 lb
Ø21,5: 0,968 kg / 2,13 lb
Ø25: 1,3 kg / 2,87 lb

MATERIALS
Clay, glaze.

DIMENSIONS

Ø17,5
Ø: 17,5 cm / 6,9"
H: 6,3 cm / 2,5"

Ø21,5
Ø: 21,5 cm / 8,5"
H: 6,8 cm / 2,7"

Ø25
Ø: 25 cm / 9,8"
H: 7,8 cm / 3,1"

COLOURS

Dark glazed
Ocean
Smoke
White

PACKAGING TYPE
Brown box, bulk packaged.

PACKAGING MEASUREMENTS (H x W x D)

Ø17,5
6,5 cm x 18 cm x 18 cm / 2,6" x 7,1" x 7,1"

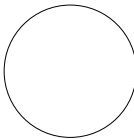
Ø21,5
7 cm x 22 cm x 22 cm / 2,8" x 8,7" x 8,7"

Ø25
8 cm x 25,5 cm x 25,5 cm / 3,1" x 10,0" x 10,0"

MATERIALS & MAINTENANCE

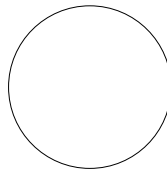
Please see page 486 for materials and care and maintenance instructions.

BOWL Ø17,5




Ø: 17,5 cm / 6,9"

BOWL Ø21,5



Ø: 21,5 cm / 8,5"

BOWL Ø25



Ø: 25 cm / 9,8"

New Norm Dinnerware Low Bowl

BY NORM ARCHITECTS

Rolled or slip cast double-fired porcelain bowls with hand-applied glaze in white, ocean and smoke colours and reactive glaze on dark variant.

Bottle Grinders, Walnut / Ash / Carbon, by Norm Architects
New Norm Dinnerware, Dark Glazed, by Norm Architects



PRODUCT OPTIONS



Dark Glazed
2031530



Ocean
2031710



Smoke
2031940



White
2031630

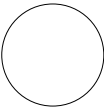
New Norm Dinnerware Low Bowl

BY NORM ARCHITECTS

SKU	VARIANT
2031530	NEW NORM DINNERWARE LOW BOWL, Ø13,5 CM , DARK GLAZED
2031710	NEW NORM DINNERWARE LOW BOWL, Ø13,5 CM, OCEAN
2031940	NEW NORM DINNERWARE LOW BOWL, Ø13,5 CM, SMOKE
2031630	NEW NORM DINNERWARE LOW BOWL, Ø13,5 CM, WHITE

TECHNICAL SPECIFICATIONS

PRODUCT TYPE Bowl	WEIGHT 0,24 kg / 0,53 lb	PACKAGING TYPE Brown box, bulk packaged.
PRODUCTION PROCESS Stoneware and porcelain shaped by rolling. White is by air reduction firing and the coloured is by oxidation firing (fired at 1260 - 1300 degree celsius, cone 8 - 10).	MATERIALS Clay, glaze	PACKAGING MEASUREMENTS (H x W x D) 5,5 cm x 13,5 cm x 13,5 cm / 2,2" x 5,3" x 5,3"
DIMENSIONS Ø: 13,5 cm / 5,3P H: 5 cm / 1,9"	COLOURS Dark glazed Ocean Smoke White	MATERIALS & MAINTENANCE Please see page 486 for materials and care and maintenance instructions.



Ø: 13,5 cm / 5,3"

New Norm Dinnerware Plate

BY NORM ARCHITECTS

Rolled or slip cast double-fired porcelain plates with hand-applied glaze in white and reactive glaze on dark variant.

PRODUCT OPTIONS



Dark Glazed
2010530



White
2010630


New Norm Dinnerware Plate

BY NORM ARCHITECTS

SKU	VARIANT
2010530	NEW NORM DINNER PLATE, Ø27,5 CM, DARK GLAZED
2010630	NEW NORM DINNER PLATE, Ø27,5 CM, WHITE

TECHNICAL SPECIFICATIONS

PRODUCT TYPE Plate or dish	WEIGHT 0,72 kg / 1,59 lb	PACKAGING TYPE Brown box, bulk packaged.
PRODUCTION PROCESS Stoneware and porcelain shaped by rolling. White is by air reduction firing and the coloured is by oxidation firing (fired at 1260 - 1300 degree celsius, cone 8 - 10).	MATERIALS Clay, glaze	PACKAGING MEASUREMENTS (H x W x D) 2,2 cm x 28 cm x 28 cm / 0,9" x 11" x 11"
DIMENSIONS Ø: 27,5 cm / 11,2" H: 2 cm / 0,8"	COLOURS Dark glazed White	MATERIALS & MAINTENANCE Please see page 486 for materials and care and maintenance instructions.



Ø: 27,5 cm / 11,2"

New Norm Dinnerware Plate/Dish

BY NORM ARCHITECTS

Rolled or slip cast double-fired porcelain plates with hand-applied glaze in white, ocean and smoke colours and reactive glaze on dark variant.

PRODUCT OPTIONS

SIDE PLATE Ø19



LUNCH PLATE Ø23



PLATE / DISH Ø27



New Norm Dinnerware Plate/Dish

BY NORM ARCHITECTS

SKU	VARIANT
2020530	NEW NORM SIDE PLATE, Ø19 CM, DARK GLAZED
2020710	NEW NORM SIDE PLATE, Ø19 CM, OCEAN
2020940	NEW NORM SIDE PLATE, Ø19 CM, SMOKE
2020630	NEW NORM SIDE PLATE, Ø19 CM, WHITE
2014530	NEW NORM LUNCH PLATE, Ø23 CM, DARK GLAZED
2014710	NEW NORM LUNCH PLATE, Ø23 CM, OCEAN
2014940	NEW NORM LUNCH PLATE, Ø23 CM, SMOKE
2014630	NEW NORM LUNCH PLATE, Ø23 CM, WHITE
2024530	NEW NORM PLATE / DISH, Ø27 CM, DARK GLAZED
2024710	NEW NORM PLATE / DISH, Ø27 CM, OCEAN
2024940	NEW NORM PLATE / DISH, Ø27 CM, SMOKE
2024630	NEW NORM PLATE / DISH, Ø27 CM, WHITE

TECHNICAL SPECIFICATIONS

PRODUCT TYPE
Plate

PRODUCTION PROCESS
Stoneware and porcelain shaped by rolling. Hite is by air reduction firing and the coloured is by oxidation firing (fired at 1260 - 1300 degree celsius, cone 8 - 10).

WEIGHT
Side Plate: 0,36 kg / 0,79 lb
Lunch Plate: 0,49 kg / 1,08 lb
Plate / Dish: 0,78 kg / 1,72 lb

MATERIALS
Clay, glaze

SIDE PLATE Ø19



Ø: 19 cm / 7,5"

DIMENSIONS

Side Plate
Ø: 19 cm / 7,5"
H: 1,5 cm / 0,6"

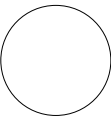
Lunch Plate
Ø: 23 cm / 9,1"
H: 1,5 cm / 0,6"

Plate / Dish
Ø: 27 cm / 10,6"
H: 1,5 cm / 0,6"

COLOURS

Dark glazed
Ocean
Smoke
White

LUNCH PLATE Ø23



Ø: 23 cm / 9,1"

PACKAGING TYPE
Brown box, bulk packaged.

PACKAGING MEASUREMENTS (H x W x D)


Side Plate:
1,5 cm x 19,5 cm x 19,5 cm / 0,6" x 7,7" x 7,7"

Lunch Plate
1,7 cm x 23,5 cm x 23,5 cm / 0,7" x 9,3" x 9,3"

Plate / Dish
2 cm x 27,5 cm x 27,5 cm / 0,8" x 10,8" x 10,8"

MATERIALS & MAINTENANCE
Please see page 486 for materials and care and maintenance instructions.

PLATE / DISH Ø27



Ø: 27 cm / 10,6"

New Norm Dinnerware Plate/Lid

BY NORM ARCHITECTS

Rolled or slip cast double-fired porcelain plates with hand-applied glaze in white, ocean and smoke colours and reactive glaze on dark variant. Can be used as lid for New Norm Dinnerware Bowls.

PRODUCT OPTIONS

PLATE / LID Ø13,5



PLATE / LID Ø17,5



PLATE / LID Ø21,5



New Norm Dinnerware Plate/Lid

BY NORM ARCHITECTS

SKU	VARIANT
2011530	NEW NORM PLATE / LID, Ø13,5 CM, DARK GLAZED
2011710	NEW NORM PLATE / LID, Ø13,5 CM, OCEAN
2011940	NEW NORM PLATE / LID, Ø13,5 CM, SMOKE
2011630	NEW NORM PLATE / LID, Ø13,5 CM, WHITE
2012530	NEW NORM PLATE / LID, Ø17,5 CM, DARK GLAZED
2012710	NEW NORM PLATE / LID, Ø17,5 CM, OCEAN
2012940	NEW NORM PLATE / LID, Ø17,5 CM, SMOKE
2012630	NEW NORM PLATE / LID, Ø17,5 CM, WHITE
2013530	NEW NORM PLATE / LID, Ø21,5 CM, DARK GLAZED
2013710	NEW NORM PLATE / LID, Ø21,5 CM, OCEAN
2013940	NEW NORM PLATE / LID, Ø21,5 CM, SMOKE
2013630	NEW NORM PLATE / LID, Ø21,5 CM, WHITE

TECHNICAL SPECIFICATIONS

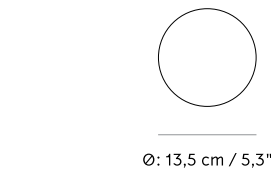
PRODUCT TYPE
Plate / Lid

PRODUCTION PROCESS
Stoneware and porcelain shaped by rolling. hite is by air reduction firing and the coloured is by oxidation firing (fired at 1260 - 1300 degree celsius, cone 8 - 10).

WEIGHT
Ø13,5: 0,221 kg / 0,49 lb
Ø17,5: 0,429 kg / 0,95 lb
Ø21,5: 0,622 kg / 1,37 lb

MATERIALS
Clay, glaze

PLATE / LID Ø13,5



DIMENSIONS

Ø13,5
Ø: 13,5 cm / 5,3"
H: 0,8 cm / 0,3"

Ø17,5
Ø: 17,5 cm / 6,9"
H: 0,8 cm / 0,3"

Ø21,5
Ø: 21,5 cm / 8,5"
H: 0,8 cm / 0,3"

COLOURS

Dark glazed
Ocean
Smoke
White

PLATE / LID Ø17,5



PACKAGING TYPE
Brown box, bulk packaged.

PACKAGING MEASUREMENTS (H x W x D)

Ø13,5
1,2 cm x 14 cm x 14 cm / 0,5" x 5,5" x 5,5"

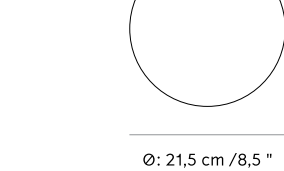
Ø17,5
1,2 cm x 18 cm x 18 cm / 0,5" x 7,1" x 7,1"

Ø21,5
1,2 cm x 22 cm x 22 cm / 0,5" x 8,7" x 8,7"

MATERIALS & MAINTENANCE

Please see page 486 for materials and care and maintenance instructions.

PLATE / LID Ø21,5



New Norm Thermo Cup

BY NORM ARCHITECTS

Slip cast double-fired porcelain Thermo cups with hand-applied glaze in white, ocean and smoke colours and reactive glaze on dark variant.

PRODUCT OPTIONS



Dark Glazed
4534530



Ocean
4534710



Smoke
4534940



White
4534630

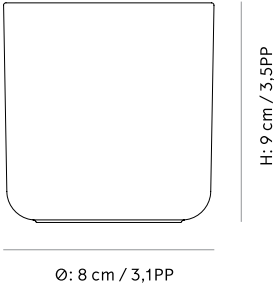
New Norm Thermo Cup

BY NORM ARCHITECTS

SKU	VARIANT
4534530	NEW NORM THERMO CUP, DARK GLAZED
4534710	NEW NORM THERMO CUP, OCEAN
4534940	NEW NORM THERMO CUP, SMOKE
4534630	NEW NORM THERMO CUP, WHITE

TECHNICAL SPECIFICATIONS

PRODUCT TYPE Thermo Cup	WEIGHT 0,266 kg / 0,59 lb	PACKAGING TYPE Brown box, bulk packaged.
PRODUCTION PROCESS Stoneware and porcelain shaped by rolling. hite is by air reduction firing and the coloured is by oxidation firing (fired at 1260 - 1300 degree celsius, cone 8 - 10).	MATERIALS Clay, glaze	PACKAGING MEASUREMENTS (H x W x D) 8,5 cm x 8,5 cm x 9,5cm / 3,3" x 3,3" x 3,7"
DIMENSIONS H: 9 cm / 3,5" Ø: 8 cm / 3,1" V: 210 ml	COLOURS Dark glazed Ocean Smoke White	MATERIALS & MAINTENANCE Please see page 486 for materials and care and maintenance instructions.



New Norm Cutlery

BY NORM ARCHITECTS

PVD-plated stainless steel flatware with rounded handles and satin finish.

New Norm Cutlery, by Norm Architects
Stackable Glass, by Norm Architects



PRODUCT OPTIONS



Brushed Steel
4995059



Brushed Steel
4995049



Brushed Steel
4995029



Brushed Steel
4995019

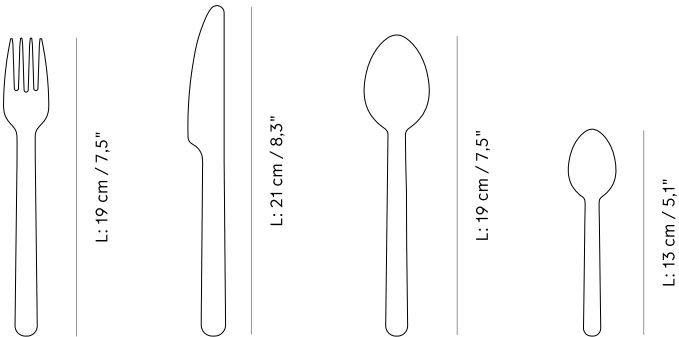
New Norm Cutlery

BY NORM ARCHITECTS

SKU	VARIANT
4995059	NEW NORM FORK, BRUSHED STEEL
4995049	NEW NORM KNIFE, BRUSHED STEEL
4995029	NEW NORM SPOON, BRUSHED STEEL
4995019	NEW NORM TEASPOON, BRUSHED STEEL

TECHNICAL SPECIFICATIONS

PRODUCT TYPE Cutlery	WEIGHT Fork: 0,075 kg / 0,17 lb Knife: 0,073 kg / 0,16 lb Spoon: 0,081 kg / 0,18 lb Teaspoon: 0,035 kg / 0,08 lb	PACKAGING MEASUREMENTS (H x W x D) Fork: 4 cm x 21 cm x 3,5 cm / 1,6" x 8,3" x 1,4" Knife 4 cm x 23 cm x 4 cm / 1,6" x 9,1" x 1,6" Spoon 5 cm x 21 cm x 3,5 cm / 2" x 8,3" x 1,4" Teaspoon 3,6 cm x 15,1 cm x 3,5 cm / 1,4" x 5,9" x 1,4"
PRODUCTION PROCESS Each piece is CNC laser cut. The knife blade is forged in stainless steel.	MATERIALS Stainless steel	MATERIALS & MAINTENANCE Please see page 486 for materials and care and maintenance instructions.
DIMENSIONS Fork: L: 19 cm / 7,5" Knife: L: 21 cm / 8,3" Spoon: L: 19 cm / 7,5" Teaspoon: L: 13 cm / 5,1"	COLOURS Brushed steel	
	PACKAGING TYPE Gift box with 6 pieces, each in polybag cover.	



Wire Planter Base

BY NORM ARCHITECTS

Powder coated steel base and pots in white, olive and black. Available in three sizes with circular Nero Marquina or Carrara marble top.



Wire Planter Pot, Olive, by Norm Architects
Wire Planter Base, 404, Olive, by Norm Architects



PRODUCT OPTIONS

WIRE BASE 202



WIRE BASE 404



WIRE BASE 606



Wire Planter Base

BY NORM ARCHITECTS

SKU	VARIANT
4770539	WIRE BASE, 202, BLACK
4770429	WIRE BASE, 202, OLIVE
4770639	WIRE BASE, 202, WHITE
4771539	WIRE BASE, 404, BLACK
4771429	WIRE BASE, 404, OLIVE
4771639	WIRE BASE, 404, WHITE
4772539	WIRE BASE, 606, BLACK
4772429	WIRE BASE, 606, OLIVE
4772639	WIRE BASE, 606, WHITE

TECHNICAL SPECIFICATIONS

PRODUCT TYPE
Wire base

PRODUCTION PROCESS
The base is made from square steel rods welded together and finished with a polyester powder coating suitable for outdoor use.

WEIGHT
Wire Base 202: 0,52 kg / 1,15 lb
Wire Base 404: 0,76 kg / 1,68 lb
Wire Base 606: 1 kg / 2,20 lb

MATERIALS
Powder coated steel.

DIMENSIONS

Wire Base 202
Ø: 23 cm / 9"
H: 20 cm / 7,9"

Wire Base 404
Ø: 23 cm / 9"
H: 40 cm / 15,7"

Wire Base 606
Ø: 23 cm / 9"
H: 60 cm / 23,6"

COLOURS
Olive (NCS S 8005-G80Y)
Black (RAL 9005)
White (RAL 9016)

PACKAGING TYPE
Bulk

PACKAGING MEASUREMENTS (H x W x D)

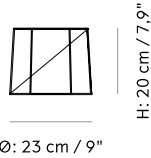
Wire Base 202
26 cm x 26 cm x 21 cm / 10,2" x 10,2" x 8,3"

Wire Base 404
28 cm x 28 cm x 41 cm / 11,0" x 11,0" x 16,1"

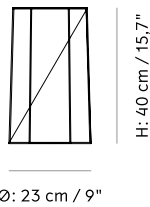
Wire Base 606
30 cm x 30 cm x 61 cm / 11,8" x 11,8" x 24,0"

MATERIALS & MAINTENANCE
Please see page 486 for materials and care and maintenance instructions.

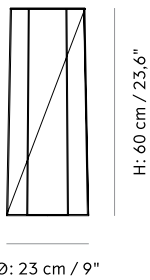
WIRE BASE 202



WIRE BASE 404



WIRE BASE 606



Wire Planter Table Top

BY NORM ARCHITECTS

PRODUCT OPTIONS

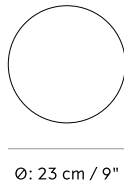
Circular marble table top in black and white stone variants. Compatible with Wire Planter Base.



SKU	VARIANT
4775539	WIRE TABLE TOP, MARBLE, BLACK
4775639	WIRE TABLE TOP, MARBLE, WHITE

TECHNICAL SPECIFICATIONS

PRODUCT TYPE Marble top	WEIGHT 1,75 kg / 3,86 lb	PACKAGING TYPE Brown box
PRODUCTION PROCESS The marble is milled and matte-polished.	MATERIALS Nero Marquina marble Carrara marble	PACKAGING MEASUREMENTS (H x W x D) 5 cm x 25,5 cm x 25,5 cm / 1,97" x 10" x 10"
DIMENSIONS Ø: 23 cm / 9" H: 1,8 cm / 0,71"	COLOURS Black White	MATERIALS & MAINTENANCE Please see page 486 for materials and care and maintenance instructions.



Wire Planter Pot

BY NORM ARCHITECTS

PRODUCT OPTIONS

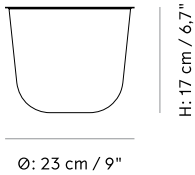
Powder coated steel plant pot in three colours. For use indoors and out.



SKU	VARIANT
4774539	WIRE POT, BLACK
4774429	WIRE POT, OLIVE
4774639	WIRE POT, WHITE

TECHNICAL SPECIFICATIONS

PRODUCT TYPE Wire pot	WEIGHT 1,32 kg / 1,32 lb	PACKAGING TYPE Bulk
PRODUCTION PROCESS Pots are made from deep drawn steel, and polyester powder coating for outdoor use.	MATERIALS Powder coated steel, silicone stopper.	PACKAGING MEASUREMENTS (H x W x D) 23,5 cm x 23,5 cm 17,5 cm / 9,3" x 9,3" x 6,9"
DIMENSIONS Ø: 23 cm / 9" H: 17 cm / 6,7"	COLOURS Olive (NCS S 8005-G80Y) Black (RAL 9005) White (RAL 9016)	MATERIALS & MAINTENANCE Please see page 486 for materials and care and maintenance instructions.



Pepe Marble Mirror

BY STUDIOPEPE

Standalone or wall-mounted glass mirrors with regular and +300% magnification on black, white or brown marble base with brushed brass frame.

Pepe Marble Mirror, Brass / Carrara Marble, by Studiopepe
Socket Occasional Lamp, by Norm Architects
Afteroom Stool, Black Steel / Shade Leather Sand 20298, by Afteroom



PRODUCT OPTIONS

PEPE MARBLE MIRROR



Brass / Black
3600539



Brass / Brown
3600939



Brass / White
3600639

PEPE MARBLE MIRROR WALL



Brass / Black
3610539



Brass / Brown
3610939



Brass / White
3610639

Pepe Marble Mirror

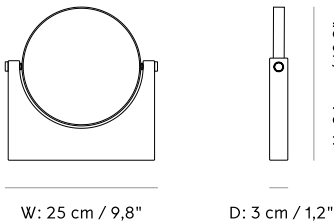
BY STUDIOPEPE

SKU	VARIANT
3600539	PEPE MARBLE MIRROR, BRASS / BLACK
3600939	PEPE MARBLE MIRROR, BRASS / BROWN
3600639	PEPE MARBLE MIRROR, BRASS / WHITE
3610539	PEPE MARBLE MIRROR, WALL, BRASS / BLACK
3610939	PEPE MARBLE MIRROR, WALL, BRASS / BROWN
3610639	PEPE MARBLE MIRROR, WALL, BRASS / WHITE

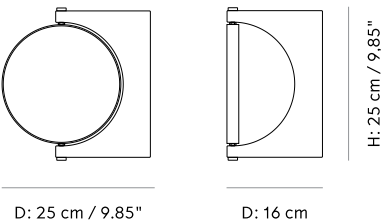
TECHNICAL SPECIFICATIONS

PRODUCT TYPE Mirror	WEIGHT Mirror: 2,67 kg / 5,89 lb Mirror Wall: 2,470 kg / 5,45 lb	PACKAGING TYPE Gift box
PRODUCTION PROCESS The base is made from cut marble with a hones finish. The mirror part from sand casted brass.	MATERIALS Nero Marquina marble, Carrara marble or wood grain marble, brass, glass mirror (x3).	PACKAGING MEASUREMENTS (H x W x D) Mirror 31,5 cm x 32 cm x 9,5 cm / 12,4" x 12,6" x 3.7" Mirror Wall 9,1 cm x 32,2 cm x 20,5 cm / 3,6" x 12,7" x 8,1"
DIMENSIONS Mirror H: 26 cm / 10,2" W: 25 cm / 9,8" D: 3 cm / 1,2" Mirror Wall H: 25 cm / 9,85" W: 3 cm / 1,2" D: 25 cm / 9,85"	COLOURS Brass / Black Brass / Brown Brass / White	MATERIALS & MAINTENANCE Please see page 486 for materials and care and maintenance instructions.

PEPE MARBLE MIRROR



PEPE MARBLE MIRROR WALL



Norm Mirror

BY NORM ARCHITECTS

Mirrors with aluminium frame with either black or white powder coating. Available in three variants.

Soap Pump, Black, by Norm Architects
Toothbrush Holder, Black, by Norm Architects
Pedal Bin, 7 L, Black, by Norm Architects
Cast Sconce Wall Lamp, by Tom Chung & Jordan Murphy
Norm Mirror, Rectangular, Black, by Norm Architects



PRODUCT OPTIONS

WALL MIRROR, RECTANGULAR



Black
8020539



White
8020639

WALL MIRROR, OVAL



Black
8010539



White
8010639

FLOOR MIRROR



Black
7800589



White
7800689

Norm Mirror

BY NORM ARCHITECTS

SKU	VARIANT
8020539	NORM WALL MIRROR, RECTANGULAR, BLACK
8020639	NORM WALL MIRROR, RECTANGULAR, WHITE
8010539	NORM WALL MIRROR, OVAL, BLACK
8010639	NORM WALL MIRROR, OVAL, WHITE
7800589	NORM FLOOR MIRROR, BLACK
7800689	NORM FLOOR MIRROR, WHITE

TECHNICAL SPECIFICATIONS

PRODUCT TYPE Floor and wall mirrors.	DIMENSIONS Rectangular Wall Mirror H: 50 cm / 19,7" W: 70 cm / 27,6" D: 3,5 cm / 1,4" Oval Wall Mirror H: 130 cm / 51,2" W: 40 cm / 15,7" D: 3,5 cm / 1,4" Floor Mirror H: 170 cm / 66,9" W: 60 cm / 23,6" D: 3,5 cm / 1,4"	PACKAGING MEASUREMENTS (H x W x D) Rectangular Wall Mirror 9 cm x 58 cm x 77 cm / 3,5" x 22,8" x 30,3" Oval Wall Mirror 8,5 cm x 137 cm x 48,5 cm / 3,3" x 54" x 19,1" Floor Mirror 4 cm x 61 cm x 172 cm / 1,6" x 24 x 67,7"
PRODUCTION PROCESS Extruded aluminium frame with power coated surface. Cut glass mirror.		
MATERIALS Powder coated aluminium, glass, leather (floor mirror).		
WEIGHT Rectangular Wall Mirror: 5,2 kg / 11,5 lb Oval Wall Mirror: 6,8 kg / 15 lb Floor Mirror: 12,5 kg / 27,6 lb		
COLOURS Black (RAL 9005) White (RAL 9016)		
RECTANGULAR WALL MIRROR 	OVAL WALL MIRROR 	FLOOR MIRROR

KaschKasch Floor Mirror

BY KASCHKASCH

Glass mirror with three-dimensional powder coated steel triangular frame.

KaschKasch Floor Mirror, White, by KaschKasch



PRODUCT OPTIONS



Black
8000539



White
8000639

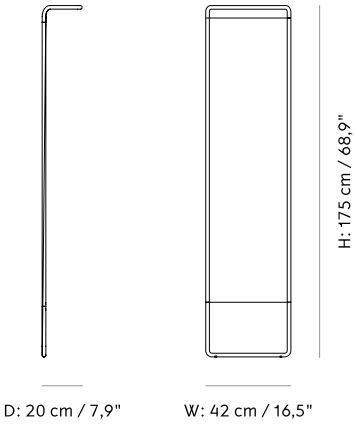
KaschKasch Floor Mirror

BY KASCHKASCH

SKU	VARIANT
8000539	KASCHKASCH FLOOR MIRROR, BLACK
8000639	KASCHKASCH FLOOR MIRROR, WHITE

TECHNICAL SPECIFICATIONS

PRODUCT TYPE Floor mirror	WEIGHT 7,4 kg / 16,3 lb	PACKAGING TYPE Gift box
PRODUCTION PROCESS Tubular bent steel and extruded aluminium frame with cut glass mirror.	MATERIALS Powder coated aluminium and steel, glass mirror.	PACKAGING MEASUREMENTS (H x W x D) 12 cm x 143,5 cm x 43 cm / 4,7" x 56,5" x 16,9"
DIMENSIONS H: 175 cm / 68,9" W: 42 cm / 16,5" D: 20 cm / 7,9"	COLOURS Black (RAL 9005) White (RAL 9016)	MATERIALS & MAINTENANCE Please see page 486 for materials and care and maintenance instructions.



Gridy Fungi Shelf

BY GRIDY

Natural, dark stained oak or black oak shelf. Available in three sizes.

Gridy Fungi Shelf, Small, Black Oak, by Gridy
Gridy Fungi Shelf, Medium, Dark Stained Oak, by Gridy
Gridy Fungi Shelf, Large, Natural Oak, by Gridy



PRODUCT OPTIONS

SMALL



MEDIUM



LARGE



Gridy Fungi Shelf

BY GRIDY

SKU	VARIANT
6600539	GRIDY FUNGI SHELF, SMALL, BLACK OAK
6600939	GRIDY FUNGI SHELF, SMALL, DARK STAINED OAK
6600039	GRIDY FUNGI SHELF, SMALL, NATURAL OAK
6700539	GRIDY FUNGI SHELF, MEDIUM, BLACK OAK
6700939	GRIDY FUNGI SHELF, MEDIUM, DARK STAINED OAK
6700039	GRIDY FUNGI SHELF, MEDIUM, NATURAL OAK
6800539	GRIDY FUNGI SHELF, LARGE, BLACK OAK
6800939	GRIDY FUNGI SHELF, LARGE, DARK STAINED OAK
6800039	GRIDY FUNGI SHELF, LARGE, NATURAL OAK

TECHNICAL SPECIFICATIONS

PRODUCT TYPE	DIMENSIONS	PACKAGING TYPE
Shelf	Small H: 5 cm / 1,96" W: 22 cm / 8,7" D: 11 cm / 4,3"	Gift box
PRODUCTION PROCESS		PACKAGING MEASUREMENTS (H x W x D)
Shelves are made with CNC laser cut, glued wood.	Medium H: 5 cm / 1,96" W: 30 cm / 11,8" D: 15 cm / 5,9"	Small 5,5 cm x 23,5 cm x 12 cm / 2,2" x 9,3" x 4,7"
WEIGHT		Medium 5,5 cm x 32,5 cm x 16,2 cm / 2,2" x 12,8" x 6,4"
Small: 0,4 kg / 0,88 lb Medium: 0,7 kg / 1,54 lb Large: 1,5 kg / 3,30 lb	Large H: 5 cm / 1,96" W: 42 cm / 16,5" D: 21 cm / 8,3"	Large 5,5 cm x 44 cm x 22 cm / 2,2" x 17,3" x 8,7"
MATERIALS		MATERIALS & MAINTENANCE
Oak, painted black oak and dark stained oak.	COLOURS Black oak Dark stained oak Natural oak	Please see page 486 for materials and care and maintenance instructions.
FUNGI SHELF SMALL	FUNGI SHELF MEDIUM	FUNGI SHELF LARGE

Norm Wire Bin

BY NORM ARCHITECTS

PRODUCT OPTIONS

Open weave powder coated steel basket.




Black
9000539

SKU	VARIANT
9000539	NORM WIRE BIN, BLACK

TECHNICAL SPECIFICATIONS

PRODUCT TYPE Bin	WEIGHT 1 kg / 2,20 lb	PACKAGING TYPE Bulk
PRODUCTION PROCESS Welded steel rods with a powder coated surface.	MATERIALS Powder coated steel.	PACKAGING MEASUREMENTS (H x W x D) 35,5 cm x 32 cm x 32 cm / 13,9" x 12,6" x 12,6"
DIMENSIONS Ø: 32 cm / 12,6" H: 35 cm / 13,8"	COLOURS Black (RAL 9005)	MATERIALS & MAINTENANCE Please see page 486 for materials and care and maintenance instructions.



Ø: 32 cm / 12,6"

H: 35 cm / 13,8"

Ava Hanger

BY THERESA RAND

PRODUCT OPTIONS

Black powder coated steel hanger with brass hook.

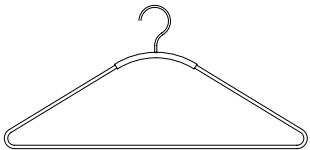


Black / Brass
7700639

SKU	VARIANT
9000839	AVA HANGER, BLACK / BRASS

TECHNICAL SPECIFICATIONS

PRODUCT TYPE Hanger	WEIGHT 0,2 kg / 0,44 lb	PACKAGING TYPE Polybag, bulk
PRODUCTION PROCESS The hanger is made from powder coated steel and solid brass wire.	MATERIALS Powder coated steel, brass.	PACKAGING MEASUREMENTS (H x W x D) 21 cm x 44 cm x 0,5 cm / 13,9" x 12,6" x 12,6"
DIMENSIONS H: 21 cm / 8,3" W: 44 cm / 17,3" D: 0,5 cm / 0,2"	COLOURS Brushed brass / black (RAL 9005)	MATERIALS & MAINTENANCE Please see page 486 for materials and care and maintenance instructions.



W: 44 cm / 17,3", D: 0,5 cm / 0,2"

H: 21 cm / 8,3"

Afteroom Coat Hanger

BY AFTEROOM

Powder coated steel hanger with two to six circular hooks.

Afteroom Coat Hangers, Small, Black / Brass, by Afteroom



PRODUCT OPTIONS

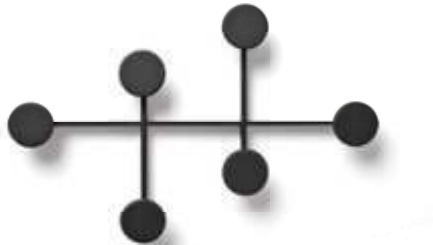
SMALL



Black
8910539

Black / Brass
8910579

LARGE



Black
8900539



Black / Brass
8900579



White
8900639

Afteroom Coat Hanger

BY AFTEROOM

SKU	VARIANT
8910539	AFTEROOM COAT HANGER, SMALL, BLACK
8910579	AFTEROOM COAT HANGER, SMALL, BLACK / BRASS
8900539	AFTEROOM COAT HANGER, BLACK
8900579	AFTEROOM COAT HANGER, BLACK / BRASS
8900639	AFTEROOM COAT HANGER, WHITE

TECHNICAL SPECIFICATIONS

PRODUCT TYPE Coat hanger	WEIGHT Small: 0,3 kg / 0,66 lb Large: 0,8 kg / 1,76 lb	PACKAGING TYPE Gift box
PRODUCTION PROCESS The coat hanger is made from cast zink alloy with a powder coated or plated surface.	MATERIALS Powder coated and plated zink alloy.	PACKAGING MEASUREMENTS (H x W x D) Small 21,5 cm x 10,2 cm x 4,4 cm / 8,5" x 4,0" x 1,7" Large 20 cm x 37 cm x 4,5 cm / 7,9" x 14,6 " x 1,8"
DIMENSIONS Small H: 7,4 cm / 2,9" W: 18,5 cm / 7,3" D: 4 cm / 1,6" Large H: 24 cm / 9,4" W: 37 cm / 14,6" D: 4 cm / 1,6"	COLOURS Black (RAL 9005) Black (RAL 9005) / Brass White (RAL 9016) Black (RAL 9005) / Burgundy (Pantone 188C) / Brass	MATERIALS & MAINTENANCE Please see page 486 for materials and care and maintenance instructions.

SMALL	LARGE

Monument Magazine Holder

BY DUBOKK

PRODUCT OPTIONS

Bronzed brass Magazine Holder set on Nero Marquina marble supports.

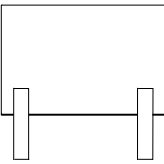


Black / Bronzed Brass
6410539

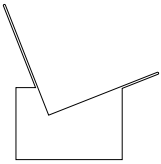
SKU	VARIANT
6410539	MONUMENTS MAGAZINE HOLDER, BLACK / BRONZED BRASS

TECHNICAL SPECIFICATIONS

PRODUCT TYPE Magazine holder	WEIGHT 5,8 kg / 12,8 lb	PACKAGING TYPE Gift box
PRODUCTION PROCESS The base is made of CNC cut marble and the top is made of bended solid brass with a bronzed and slightly brushed finish.	MATERIALS Nero Marquina marble and solid brass.	PACKAGING MEASUREMENTS (H x W x D) 35 cm x 35 cm x 36,5 cm / 13,8" x 13,8" x 14,3"
DIMENSIONS H: 30 cm / 11,8" W: 33 cm / 13" D: 29 cm / 11,4"	COLOURS Black marble / Bronzed brass	MATERIALS & MAINTENANCE Please see page 486 for materials and care and maintenance instructions.



W: 33 cm / 13"



D: 29 cm / 11,4"

H: 30 cm / 11,8"

Marble Wall Clock

BY NORM ARCHITECTS

PRODUCT OPTIONS

Number-free marble wall clock with polished brass hands and concealed battery holder and mounting hole.



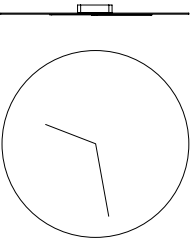
Black
8200539

White
8200639

SKU	VARIANT
8200539	MARBLE WALL CLOCK, BLACK
8200639	MARBLE WALL CLOCK, WHITE

TECHNICAL SPECIFICATIONS

PRODUCT TYPE Wall clock	WEIGHT 2,4 kg / 5,3 lb	PACKAGING TYPE Gift box
PRODUCTION PROCESS The face is made from milled, cut marble that is matte-polished. Hands are made from polished brass.	MATERIALS Carrara and Nero Marquina marble, brass and plastic.	PACKAGING MEASUREMENTS (H x W x D) 4,5 cm x 13 cm x 21,5 cm / 1,8" x 5,8" x 8,5"
DIMENSIONS Ø: 30 cm / 11,8" D: 3,5 cm / 1,4"	COLOURS Black White	MATERIALS & MAINTENANCE Please see page 486 for materials and care and maintenance instructions.



Ø: 30 cm / 11,8"

D: 3,5 cm / 1,4"

Duca Candleholder

BY KRØYER-SÆTTER-LASSEN

Polished or bronzed brass telescopic candleholder with rattan lower and adjustable screw.

Duca Candleholders, Polished Brass, by Krøyer-Sætter-Lassen



PRODUCT OPTIONS



Bronzed Brass
4708859



Polished Brass
4708839

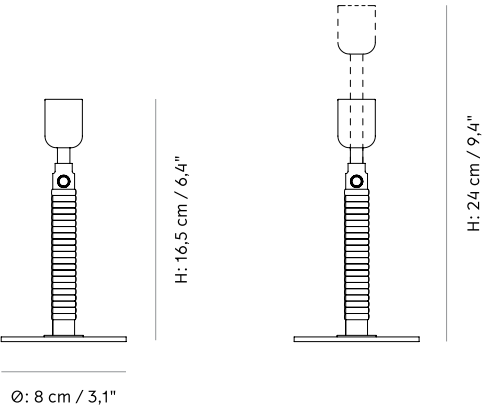
Duca Candleholder

BY KRØYER-SÆTTER-LASSEN

SKU	VARIANT
4708859	DUCA CANDLEHOLDER, BRONZED BRASS
4708839	DUCA CANDLEHOLDER, POLISHED BRASS

TECHNICAL SPECIFICATIONS

PRODUCT TYPE Candleholder	WEIGHT 0,3 kg / 0,7 lb	PACKAGING MEASUREMENTS (H x W x D) 17 cm x 8,6 cm x 8,6 cm / 6,7" x 3,4" x 3,4"
PRODUCTION PROCESS The candleholder stem is made from solid brass rods and machine-cut parts. Rattan is handwoven onto the stem.	MATERIALS Lacquered polished brass and rattan; bronzed brass and rattan.	MATERIALS & MAINTENANCE Please see page 486 for materials and care and maintenance instructions.
DIMENSIONS H: 16,5 cm to 24 cm / 6,4" to 9,4" Ø: 8 cm / 3,1"	COLOURS Polished brass Bronzed brass	PACKAGING TYPE Gift box



Toilet Roll Holder

BY NORM ARCHITECTS

PRODUCT OPTIONS

Black or white powder coated aluminium toilet roll holder and bracket.



SKU	VARIANT
7640539	TOILET ROLL HOLDER, BLACK
7640639	TOILET ROLL HOLDER, WHITE

TECHNICAL SPECIFICATIONS

PRODUCT TYPE
Toilet roll holder

PRODUCTION PROCESS
Extruded aluminium holder with zinc alloy brackets.
Powder coated surface treatment for use in wet environments.

DIMENSIONS
H: 2,5 cm / 1"
W: 14 cm / 5,5"
D: 8,7 cm / 3,4"

WEIGHT
0,15 kg / 0,3 lb

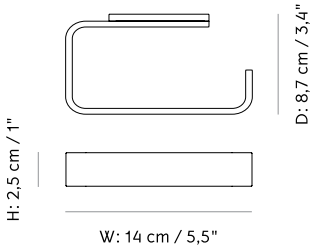
MATERIALS
Powder coated aluminium and zinc alloy.

COLOURS
Black (RAL 9005)
White (RAL 9016)

PACKAGING TYPE
Gift box

PACKAGING MEASUREMENTS (H x W x D)
4 cm x 15 cm x 9 cm / 1,6" x 5,9" x 3,5"

MATERIALS & MAINTENANCE
Please see page 486 for materials and care and maintenance instructions.




Towel Bar

BY NORM ARCHITECTS

PRODUCT OPTIONS

Black or white powder coated aluminium towel bar and bracket.



SKU	VARIANT
7641539	TOWEL BAR, BLACK
7641639	TOWEL BAR, WHITE

TECHNICAL SPECIFICATIONS

PRODUCT TYPE
Towel bar

PRODUCTION PROCESS
Extruded aluminium holder with zinc alloy brackets.
Powder coated surface treatment for use in wet environments.

DIMENSIONS
H: 3 cm / 1,2"
W: 60 cm / 23,6"
D: 7 cm / 2,7"

WEIGHT
0,35 kg / 0,8 lb

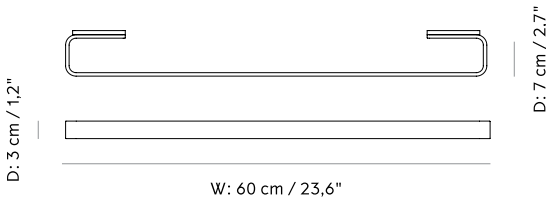
MATERIALS
Powder coated aluminium and zinc alloy.

COLOURS
Black (RAL 9005)
White (RAL 9016)

PACKAGING TYPE
Gift box

PACKAGING MEASUREMENTS (H x W x D)
4 cm x 61 cm x 7,1 cm / 1,6" x 24" x 2,8"

MATERIALS & MAINTENANCE
Please see page 486 for materials and care and maintenance instructions.



Soap Pump

BY NORM ARCHITECTS

PRODUCT OPTIONS

Easy-clean, powder coated steel container with brushed steel pump-action lid. Available in standalone and wall-mounted versions.

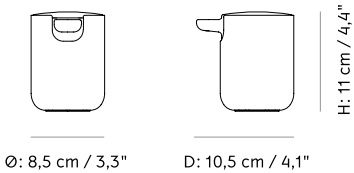


SKU	VARIANT
7700519	SOAP PUMP, BLACK
7700619	SOAP PUMP, WHITE
7710519	SOAP PUMP, WALL, BLACK
7710619	SOAP PUMP, WALL, WHITE

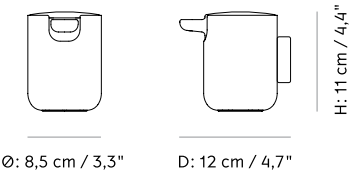
TECHNICAL SPECIFICATIONS

PRODUCT TYPE Soap dispenser	DIMENSIONS Soap Pump Ø: 8,5 cm / 3,3" H: 11 cm / 4,4" D: 10 cm / 4" V: 300 ml Soap Pump Wall Ø: 8,5 cm / 3,3" H: 11 cm / 4,3" D: 12 cm / 4,7" V: 300 ml	PACKAGING TYPE Gift box PACKAGING MEASUREMENTS (H x W x D) 12,5 cm x 10 cm x 10 cm / 4,9" x 3,9" x 3,9" MATERIALS & MAINTENANCE Please see page 486 for materials and care and maintenance instructions.
PRODUCTION PROCESS Deep drawn stainless steel body and cast zinc alloy brackets. Powder coated surface for use in wet environments. Pump parts made using injection moulding.	COLOURS Black (RAL 9005), matte White (RAL 9016), shiny (Gloss 95)	
WEIGHT Soap Pump: 0,3 kg / 0,7 lb Soap Pump Wall: 0,4 kg / 0,9 lb		
MATERIALS Stainless steel, powder coated steel, zinc alloy, plastic ABS, PE and PP.		

SOAP PUMP



SOAP PUMP WALL



Toothbrush Holder

BY NORM ARCHITECTS

PRODUCT OPTIONS

Easy-clean, powder coated steel holder with stainless steel trim and removable plastic filter. Available in standalone and wall-mounted versions.

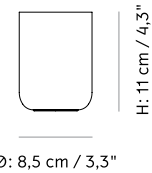


SKU	VARIANT
7700509	TOOTHBRUSH HOLDER, BLACK
7700609	TOOTHBRUSH HOLDER, WHITE
7710509	TOOTHBRUSH HOLDER, WALL, BLACK
7710609	TOOTHBRUSH HOLDER, WALL, WHITE

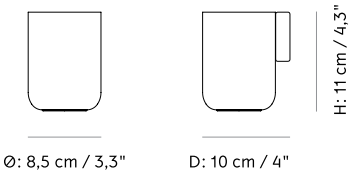
TECHNICAL SPECIFICATIONS

PRODUCT TYPE Toothbrush holder	DIMENSIONS Toothbrush Holder Ø: 8,5 cm / 3,3" H: 11 cm / 4,3" Toothbrush Holder Wall H: 11 cm / 4,3" Ø: 8,5 cm / 3,4" D: 10 cm / 4"	PACKAGING TYPE Gift box PACKAGING MEASUREMENTS (H x W x D) 12,5 cm x 9 cm x 9 cm / 4,9" x 3,5" x 3,5" MATERIALS & MAINTENANCE Please see page 486 for materials and care and maintenance instructions.
PRODUCTION PROCESS Deep drawn stainless steel body and cast zinc alloy brackets. Powder coated surface for use in wet environments. Pump parts made using injection moulding.	COLOURS Black (RAL 9005), matte White (RAL 9016), shiny (Gloss 95)	
WEIGHT Toothbrush Holder Wall: 0,3 kg / 0,7 lb Toothbrush Holder Wall: 0,345 kg / 0,8 lb		
MATERIALS Stainless steel, powder coated steel, zinc alloy, plastic ABS.		

TOOTHBRUSH HOLDER



TOOTHBRUSH HOLDER WALL



Shower Tray

BY NORM ARCHITECTS

PRODUCT OPTIONS

Marble and powder coated aluminium or powder coated aluminium shower tray with drainage holes, raised edges and concealed wall mountings.

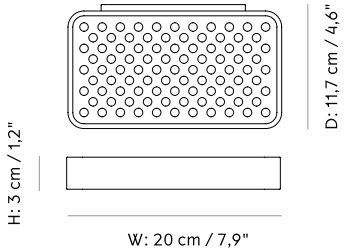


SKU	VARIANT
7642539	SHOWER TRAY, BLACK
7643539	SHOWER TRAY, BLACK / BLACK MARBLE
7642639	SHOWER TRAY, WHITE
7643639	SHOWER TRAY, WHITE / WHITE MARBLE

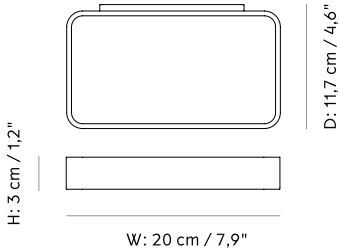
TECHNICAL SPECIFICATIONS

PRODUCT TYPE Shower tray	DIMENSIONS H: 3 cm / 1,2" W: 20 cm / 7,9" D: 11,7 cm / 4,6"	PACKAGING TYPE Gift box
PRODUCTION PROCESS Cast aluminium tray with zinc alloy bracket. Powder coated surface for use in wet environments. The marble insert is made of CNC-cut marble with a polished surface.	MATERIALS Powder coated aluminium, powder coated zinc alloy, Nero Marquina marble or Carrara marble.	PACKAGING MEASUREMENTS (H x W x D) 5 cm x 26 cm x 17 cm / 2" x 10,2" x 6,7"
WEIGHT (KG) Without marble insert: 0,4 kg / 0,9 lb With marble insert: 0,9 kg / 2 lb	COLOURS Black (RAL 9005) White (RAL 9016) Black (RAL 9005) / Black marble White (RAL 9016) / White marble	MATERIALS & MAINTENANCE Please see page 486 for materials and care and maintenance instructions.

SHOWER TRAY



SHOWER TRAY WITH MARBLE INSERT



Toilet Brush

BY NORM ARCHITECTS

PRODUCT OPTIONS

Powder coated steel container with brushed steel handle with a comfortable grip, removable plastic brush head and interior plastic cannister. Available in standalone and wall-mounted versions.

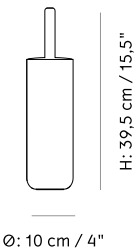


SKU	VARIANT
7700559	TOILET BRUSH, BLACK
7700659	TOILET BRUSH, WHITE
7710559	TOILET BRUSH, WALL, BLACK
7710659	TOILET BRUSH, WALL, WHITE

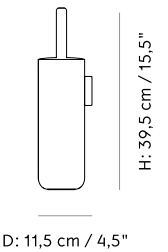
TECHNICAL SPECIFICATIONS

PRODUCT TYPE Toilet brush	MATERIALS Stainless steel, powder coated steel, zinc alloy, plastic (PP).	COLOURS Black (RAL 9005), matte White (RAL 9016), shiny (Gloss 95)
PRODUCTION PROCESS Cast aluminium tray with zinc alloy bracket. Powder coated surface for use in wet environments. The marble insert is made of CNC-cut marble with a polished surface.	DIMENSIONS Toiler Brush H: 39,5 cm / 15,5" Ø: 10 cm / 3,9"	PACKAGING TYPE Gift box
WEIGHT Toiler Brush: 1,3 kg / 2,9 lb Toiler Brush Wall: 1,35 kg / 3 lb	Toiler Brush Wall H: 39,5 cm / 15,5" Ø: 10 cm / 4" D: 11,5 cm / 4,5"	PACKAGING MEASUREMENTSS (H x W x D) 40 cm x 11 cm x 11 cm / 15,8" x 4,3" x 4,3"
		MATERIALS & MAINTENANCE Please see page 486 for materials and care and maintenance instructions.

TOILET BRUSH



TOILET BRUSH WALL



Knobs

BY NORM ARCHITECTS

PRODUCT OPTIONS

Powder coated steel knobs with concealed screws for mounting.



Black
7700539




White
7700639

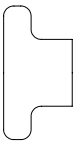
SKU	VARIANT
7700539	KNOBS, BLACK, 2-PACK
7700639	KNOBS, WHITE, 2-PACK

TECHNICAL SPECIFICATIONS

PRODUCT TYPE Knobs	WEIGHT 0,22 kg / 0,5 lb	PACKAGING TYPE Gift box
PRODUCTION PROCESS Cast steel body with powder coated surface treatment for use in wet environments.	MATERIALS Powder coated steel.	PACKAGING MEASUREMENTS (H x W x D) 14,6 cm x 9,2 cm x 2,4 cm / 5,7" x 3,6" x 0,9"
DIMENSIONS Ø: 4 cm / 1,6" D: 2 cm / 0,8"	COLOURS Black (RAL 9005) White (RAL 9016)	MATERIALS & MAINTENANCE Please see page 486 for materials and care and maintenance instructions.



Ø: 4 cm / 1,6"



D: 2 cm / 0,8"

Wiper

BY NORM ARCHITECTS

PRODUCT OPTIONS

Seamless silicone-coated wiper with rubber trim and cord hanger.

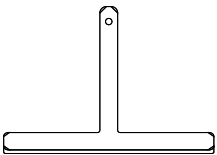


Concrete
7700129

SKU	VARIANT
7700129	WIPER, CONCRETE

TECHNICAL SPECIFICATIONS

PRODUCT TYPE Wiper	WEIGHT 0,3 kg / 0,7 lb	PACKAGING TYPE Gift box
PRODUCTION PROCESS Steel core with moulded silicone outer and extruded silicone string.	MATERIALS Silicone, stainless steel.	PACKAGING MEASUREMENTS (H x W x D) 3,5 cm x 28 cm x 19 cm / 1,4" x 11" x 7,5"
DIMENSIONS H: 2,5 cm / 1" W: 26 cm / 10,2" D: 19 cm / 7,5"	COLOURS Concrete (RAL 7010)	MATERIALS & MAINTENANCE Please see page 486 for materials and care and maintenance instructions.



W: 26 cm / 10,2"

D: 19 cm / 7,5"

Towel Ladder

BY NORM ARCHITECTS

Powder coated steel and ash ladder with leather strap for affixing to wall.

Towel Ladder, Black / Dark Ash, by Norm Architects



PRODUCT OPTIONS



Black / Dark Ash
7800579



White / Light Ash
7800679

Towel Ladder

BY NORM ARCHITECTS

SKU	VARIANT
7800579	TOWEL LADDER, BLACK STEEL / DARK ASH
7800679	TOWEL LADDER, WHITE STEEL / LIGHT ASH

TECHNICAL SPECIFICATIONS

PRODUCT TYPE Towel ladder	WEIGHT 2,9 kg / 6,4 lb	PACKAGING MEASUREMENTS (H x W x D) 172,5 cm x 61 cm x 4,5 cm / 67,9" x 24" x 1,8"
PRODUCTION PROCESS Bent steel rod frame with turned solid wood rungs. Powder coating ensures it is suitable for use in wet environments.	MATERIALS Powder coated steel, ash, leather.	MATERIALS & MAINTENANCE Please see page 486 for materials and care and maintenance instructions.
DIMENSIONS H: 170 cm / 66,9" W: 60 cm / 23,6" D: 3,5 cm / 1,4"	COLOURS Black (RAL 9005) White (RAL 9016)	
	PACKAGING TYPE Brown box	

